



Website: - www.shivjyotipublicschool.com

Email id :- shiv.joti@yahoo.com

Contact No.:- 0181-2621341, 2212008

SHIV JYOTI PUBLIC SCHOOL

(Deen Dayal Upadhyaya Nagar, Jalandhar)

Home Assignment for Summer Vacation (2025-2026)

DEAR PARENTS,

The school shall remain closed for Summer Vacation w.e.f. 22.05.2025 to 30.06.2025 and shall reopen on 01.07.2025 (Tuesday).

Kindly read the following instructions regarding Home Assignment of your ward: -

1. Please see that your ward must do all the work himself/herself.
2. Help your ward to frame the Time Table for holidays.
3. Your ward must read a good book during holidays.
4. The student must note new words from the book he/she has read, with their meanings on the full scape sheets.
5. Kindly check the work done by your ward daily.

GENERAL INSTRUCTIONS FOR STUDENTS: -

1. Follow the Time Table of the holidays strictly.
2. Think and follow the instructions before attempting the assignment.
3. Assignment should be done on the separate sheets/as per instructions given by Subject Teachers.
4. Do your work yourself and revise the whole syllabus completed till date thoroughly for Periodic Test-1 and First Term Exams. Periodic Test will be held w.e.f. **01.07.2025**.
5. Kindly save the PDF of syllabus for session 2025-2026 already sent to you. You can take its Printout / Save it in your phones for future reference
6. Weightage of Home Assignments will be added in the Terminal Examination.

Wish you Happy and Healthy Holidays!

PRINCIPAL
(Shiv Jyoti Public School)

Class I

Maths

1. Learn and write table of 2 and 3 (two times)
2. Learn and write number names 1 to 20 (two times).
3. Solve the below mentioned worksheets.

Before		After		Between		
	10	3		5		7
	8	6		3		5
	5	8		1		3
	9	1		4		6
	2	5		7		9
	1	7		2		4
	4	4		6		8
	7	2		0		2

Addition

$$\begin{array}{r} 4 \\ + 2 \\ \hline \end{array}$$

$$\begin{array}{r} 3 \\ + 1 \\ \hline \end{array}$$

$$\begin{array}{r} 5 \\ + 2 \\ \hline \end{array}$$

$$\begin{array}{r} 3 \\ + 3 \\ \hline \end{array}$$

$$\begin{array}{r} 7 \\ + 1 \\ \hline \end{array}$$

$$\begin{array}{r} 6 \\ + 2 \\ \hline \end{array}$$

$$\begin{array}{r} 4 \\ + 3 \\ \hline \end{array}$$

$$\begin{array}{r} 8 \\ + 1 \\ \hline \end{array}$$

$$\begin{array}{r} 4 \\ + 4 \\ \hline \end{array}$$

$$\begin{array}{r} 5 \\ + 4 \\ \hline \end{array}$$

$$\begin{array}{r} 3 \\ + 2 \\ \hline \end{array}$$

$$\begin{array}{r} 7 \\ + 2 \\ \hline \end{array}$$

$$\begin{array}{r} 5 \\ + 3 \\ \hline \end{array}$$

$$\begin{array}{r} 9 \\ + 0 \\ \hline \end{array}$$

$$\begin{array}{r} 8 \\ + 1 \\ \hline \end{array}$$

$$\begin{array}{r} 6 \\ + 3 \\ \hline \end{array}$$

$$\begin{array}{r} 2 \\ + 2 \\ \hline \end{array}$$

$$\begin{array}{r} 6 \\ + 4 \\ \hline \end{array}$$

$$\begin{array}{r} 5 \\ + 5 \\ \hline \end{array}$$

$$\begin{array}{r} 8 \\ + 2 \\ \hline \end{array}$$

2 Digits Addition

$$\begin{array}{r} 14 \\ +22 \\ \hline \end{array}$$

$$\begin{array}{r} 28 \\ +60 \\ \hline \end{array}$$

$$\begin{array}{r} 22 \\ +71 \\ \hline \end{array}$$

$$\begin{array}{r} 31 \\ +16 \\ \hline \end{array}$$

$$\begin{array}{r} 79 \\ +10 \\ \hline \end{array}$$

$$\begin{array}{r} 14 \\ +25 \\ \hline \end{array}$$

$$\begin{array}{r} 12 \\ +14 \\ \hline \end{array}$$

$$\begin{array}{r} 21 \\ +13 \\ \hline \end{array}$$

$$\begin{array}{r} 65 \\ +22 \\ \hline \end{array}$$

$$\begin{array}{r} 52 \\ +36 \\ \hline \end{array}$$

$$\begin{array}{r} 51 \\ +38 \\ \hline \end{array}$$

$$\begin{array}{r} 16 \\ +20 \\ \hline \end{array}$$

$$\begin{array}{r} 02 \\ +40 \\ \hline \end{array}$$

$$\begin{array}{r} 74 \\ +11 \\ \hline \end{array}$$

$$\begin{array}{r} 34 \\ +30 \\ \hline \end{array}$$

$$\begin{array}{r} 13 \\ +14 \\ \hline \end{array}$$

$$\begin{array}{r} 36 \\ +22 \\ \hline \end{array}$$

$$\begin{array}{r} 45 \\ +23 \\ \hline \end{array}$$

$$\begin{array}{r} 21 \\ +50 \\ \hline \end{array}$$

$$\begin{array}{r} 45 \\ +13 \\ \hline \end{array}$$

Computer

1. Write N for Natural Thing and M for Man-Made Thing:-



2.

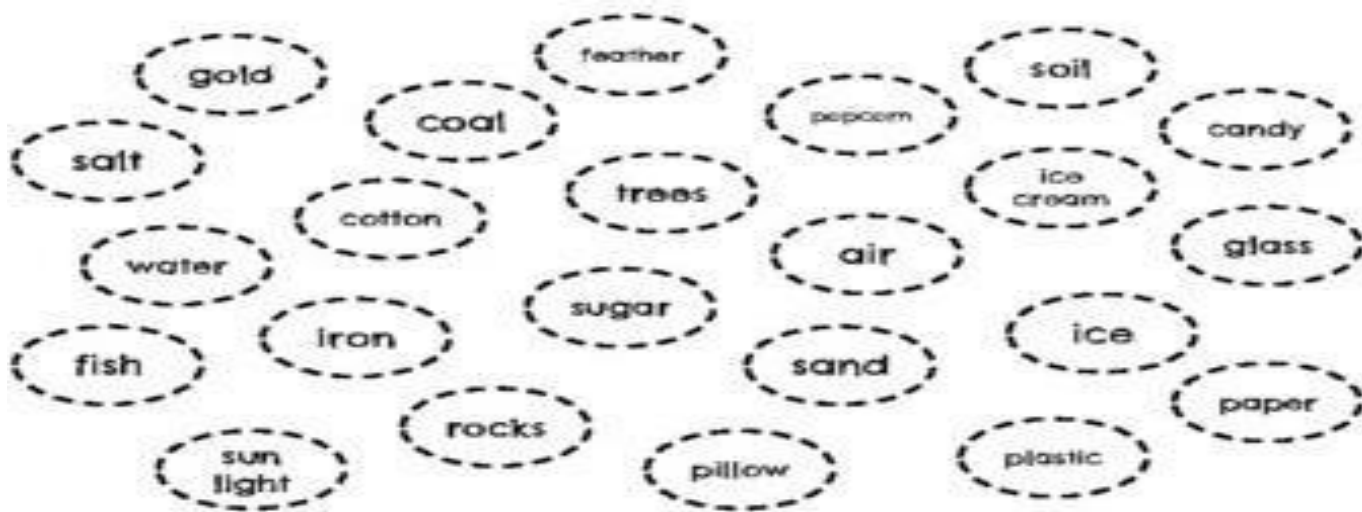
Natural or Man-made?
CLASSIFY

Natural		Man-Made	
tree	soil	water	pencil
rocks	paper	chair	shirt
cotton	apple	car	wind

3.Match the Natural things to ‘Natural’ Word and Man Made things to ‘Man -made’ word:



4. Fill Natural things with Green Colour and Man-Made Things with Blue Colour:-



5.

Draw lines to match pictures with words.



Smartphone

Ship

TV

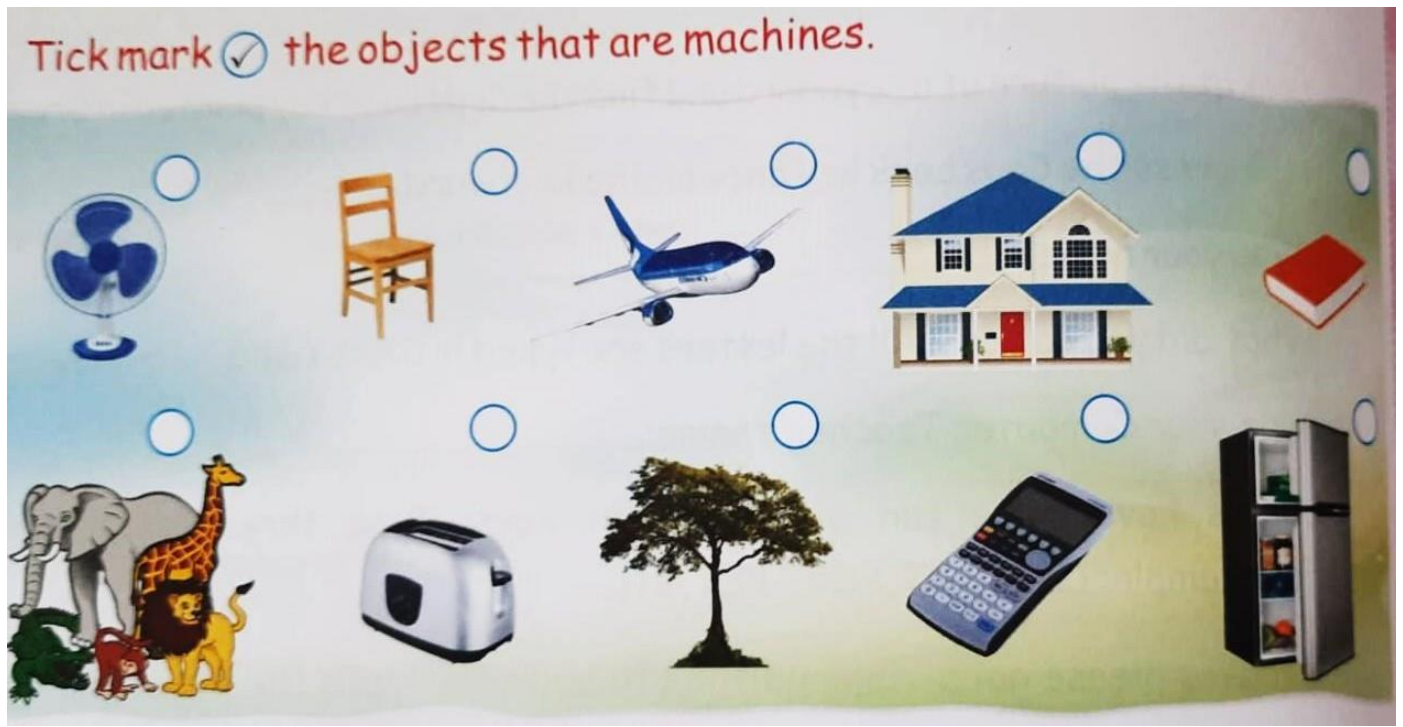
Aeroplane

Car

Calculator



6.



7. Learn the names of Natural Things, Man-Made Things, Machines and Non-Machines.

Note:- Paste your Computer's Holiday Home Assignment in your Computer Notebooks.

HINDI

(1) दिए गए शब्दों के लिंग बदलो -

दादा, नाना, चाचा, मामा, लड़का, भाई, माता, मुरगा, बकरा, मोर

(2) दिए गए शब्दों के वचन बदलो-

कमरा, गमला, झूला, लड़का, जूता, तोता, कुरता, चूहा, केला, बगुला

(3) दिए गए शब्दों के विलोम शब्द लिखिए -

दिन, आगे, ऊपर, मोटा, सूखा, नया, गरमी, दूर, सुबह, सच

(4) पंक्तियाँ पूरी करो

एक दादाजी हैं, एक हमारी

दोनों ही करते हैं, बिल्कुल भूरी

दादी गाया करतीं, मुस्काते।

..... दादाजी भी, कोई गाना

(5) मेरा परिचय ' पर सृजनात्मक लेख लिखिए।

(6) फलों की टोकरी बनाकर उसमें रंग भरें और फलों के नाम भी लिखिए। (Activity)

EVS

*Draw or create a family tree and mention how they are related to you.

*Paste pictures of different rooms of your house and school.

*Do the assignment on scrap book.

*Revise

L-2 (My Body)

L-3 (My Sense Organs)

ENGLISH

1) Write Vowels and Consonants.

2) Circle the words beginning with vowels and underline the words beginning with consonants given below:

Moon ,Ball ,owl , Road, Stool ,Ox ,Boat ,Flower ,Horse ,Tree ,Egg ,Deer Elephant ,Insect, Hand

3) Fill Vowels:


F--- sh, D----ll, B-----ll, K... t....., S..... n, C..... w, ----- nt, ---- ye, -----ppl-----, Bo---t, N----t, V---- n,


4) Make a list of Action Words that you perform daily. For Example: Eat, Drink, Read, Run... ..


5) Encircle Action Words


drink milk live children wash
tiger play bake cake go
boy cricket fly Bird swim
cow give enjoys children buy


6) Use This)/ That:

A) ----- is a tree. → 


B) -----is an apple. 


C) ----- is a star. → 


D) ----- is an ice cream. 

E) ----- is a balloon. → 

7) Use These / Those:

A) ----- are kites. → 

B) ----- are cars. 

C) ----- are mangoes. → 

D) ----- are books. 

8) Learn and write a few sentences on the topic ‘ My Family’.

Book: Mridang

- Picture Talk : Pg. no. (22 & 23): Observe the picture carefully and give the answers of questions given on pg. no. 23 in one word.
- Revise Letter Sounds (Pg. no. 13,14,18,19,29,30,32,33)
- Activity 1: Let us make puppets. (Pg.no.46)
- Activity 2: Paste Pictures of different Parts of Body. Write their names , count and write their number.

PUNJABI

ਓ ਤੋ ਤੱਕ (ਪੈਂਤੀ ਅੱਖਰੀ) ਦਾ ਮੌਖਿਕ ਅਭਿਆਸ ਕਰੋ।